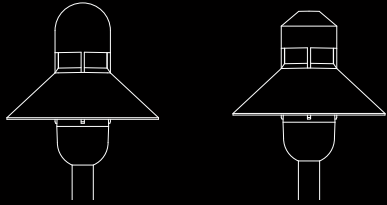


*Quality Lighting™*



DECORATIVE POST-TOP

ZAV Series



FIXTURE

MOUNTING ACCESSORY

ORDERING EXAMPLE ZAV24C-150-CTW-CLL-120-DB

BM24-2180-DB

SERIES/SIZE/SOURCE-WATTAGE	STYLE	DISTRIBUTION	VOLTAGE <sup>1</sup>	FINISH <sup>2</sup>	MOUNTING ACCESSORIES*	FINISH <sup>2</sup>	
ZAV21C-70	Ceramic Metal Halide	CTW	S	120	BLK	21" Mounting Accessories	BLK
ZAV24C-150	(E)	DTW	CLL	208	DB		BM21-2180
ZAV21P-100	Pulse Start Metal Halide			240	WHT	BM21-3120	WHT
ZAV24P-150	(E)			277	GN	BM21-490	GN
ZAV21S-70	High Pressure Sodium				SA	WB21	SA
ZAV24S-150					GR	24" Mounting Accessories	GR
ZAV21CF-13	Compact Fluorescent				RAL(*)		BM24-2180
ZAV21CF-26						BM24-3120	
ZAV21CF-42						BM24-490	
						WB24	

NOTE: Single post-top mount is standard. Additional mounting accessories can be specified separately.

\* Mounting accessories must be ordered and shipped separately.

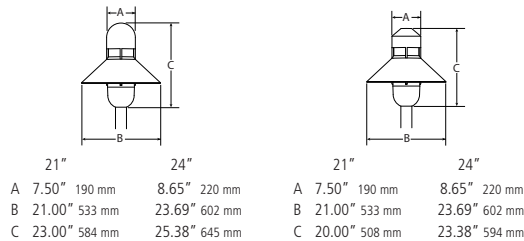
SERIES/SIZE/SOURCE-WATTAGE	STYLE	DISTRIBUTION	VOLTAGE <sup>1</sup>	FINISH <sup>2</sup>	MOUNTING ACCESSORIES*
Ceramic Metal Halide	<input type="checkbox"/> CTW Conical Top Window	<input type="checkbox"/> S Symmetrical Opal Acrylic <input type="checkbox"/> CLL Clear Acrylic with Louvers	<input type="checkbox"/> 120 <input type="checkbox"/> 208 <input type="checkbox"/> 240 <input type="checkbox"/> 277	<input type="checkbox"/> BLK Black <input type="checkbox"/> DB Dark Bronze <input type="checkbox"/> WHT White <input type="checkbox"/> GN Green <input type="checkbox"/> SA Satin Aluminum <input type="checkbox"/> GR Gray <input type="checkbox"/> RAL(*) Custom Color	<input type="checkbox"/> BM(**)-2180 Pole Adaptor 2 @ 180° <input type="checkbox"/> BM(**)-3120 Pole Adaptor 3 @ 120° <input type="checkbox"/> BM(**)-490 Pole Adaptor 4 @ 90° <input type="checkbox"/> WB(**) Wall Bracket  (**) Specify 21" or 24" housing.  Bracket mounts over a 2-3/8" O.D. tenon.  * Mounting accessories must be ordered and shipped separately.
	<input type="checkbox"/> ZAV21C-70 (T6) (E) <input type="checkbox"/> ZAV24C-150 (T6) (E)				
Pulse Start Metal Halide	<input type="checkbox"/> DTW Dome Top Window				
	<input type="checkbox"/> ZAV21P-100 (E17) (E) <input type="checkbox"/> ZAV24P-150 (E17) (E)				
High Pressure Sodium	<input type="checkbox"/> ZAV21S-70 (E17) <input type="checkbox"/> ZAV24S-150 (E17)				
	Compact Fluorescent	<input type="checkbox"/> ZAV21CF-13 (CF) <input type="checkbox"/> ZAV21CF-26 (CFQ) <input type="checkbox"/> ZAV21CF-42 (CFT)			

NOTE: E17 Lamps are medium base  
CF13= single biax, CF26= double biax, CF42= Triple biax

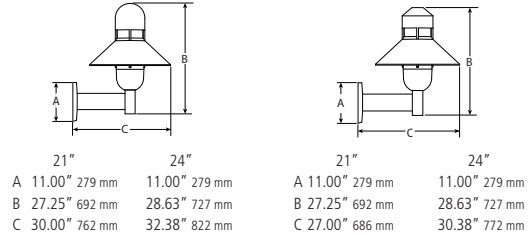
NOTES  
1. Consult factory for other voltages.  
2. Baked enamel paint standard. Powder coat and custom colors available on request.

MOUNTING DIMENSIONS

STANDARD POST TOP MOUNT



WALL BRACKET WB21, WB24



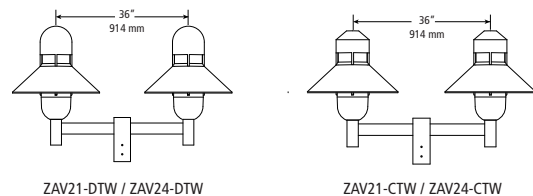
EPA (sq ft)

	D21	D24	C21	C24
Bracket Mount	1.31	1.87	1.26	1.77
Wall Mount	2.21	2.77	2.16	2.67
Pole Adaptor 2@180	3.81	4.93	3.71	4.73

WEIGHT (lbs)

	D21	D24	C21	C24
Bracket Mount	36	60	30	52
Wall Mount	42	66	36	58
Pendant Length	82	130	70	114

POLE ADAPTOR 2 @ 180° BM(\*\*)2180



# SPECIFICATIONS



HOUSING	The housing shall be constructed of heavy duty cast aluminum with a minimum 0.186" wall thickness.
SHADE	The shade shall be constructed of heavy duty cast aluminum with a minimum 0.186" wall thickness.
MOUNTING DETAIL	The 21" fixtures shall externally slip fit a 2.38" O.D. tenon (min 2.38" tall). The 24" fixtures shall externally slip fit a 3" O.D. tenon (min 3" tall). Post Top Mount standard. The Bracket Mount (BM) shall externally slip fit a 2-3/8" O.D. tenon.
BALLAST	The ballast shall be readily accessible, removable and insulated. The fixture is to be pre-wired and electronically tested before shipment.
LENS	The lens shall be opal acrylic for wide angle light distribution or clear acrylic with louver system (CLL).
LAMP HOLDER	The standard lamp holder shall be 4KV pulse rated medium base, for HID lamp sources.
HARDWARE	All exposed hardware shall be stainless steel.
FINISH	Black (BLK), Dark Bronze (DB), White (WHT), Green (GN), Gray (GR) and Satin Aluminum (SA) baked enamel paint standard. Powder coat and custom colors available on request.
CERTIFICATIONS	ETL and CETL listed for wet location. Meets IP65 standard.
WARRANTY	Mechanical, finish and electrical shall be covered by a limited 1-year warranty. See terms and conditions for details.



Some luminaires use fluorescent or high intensity discharge (HID) lamps that contain small amounts of mercury. Such lamps are labeled 'Contain Mercury' and/or with the symbol 'Hg'. Lamps that contain mercury must be disposed of in accordance with local requirements. Information regarding lamp recycle and disposal can be found at [www.lamprecycle.org](http://www.lamprecycle.org).

*Quality Lighting*™

Quality Lighting is a Philips group brand

1611 Clovis Barker Road  
San Marcos, Texas 78640  
Toll Free Phone (800) 545-1326  
FAX (866) 713-6002  
[www.qualitylighting.com](http://www.qualitylighting.com)  
e-mail: [Quality.Info@Philips.com](mailto:Quality.Info@Philips.com)

Quality Lighting reserves the right to change specifications and dimensions without notice. Lamp and electrical specifications / availability subject to change by manufacturer without notice. ©2009 Philips Group

PT#: QLBR0124A0809