

Low Level Lighting
Landscape Accent
Walkways
Parks



Specifications



EISA COMPLIANT

HOUSING 3003-H14 formed aluminum alloy. Head is secured to the bollard tube with a single stainless steel allen head screw for easy removal for re-lamping. 8" sq. 3003-H14 formed aluminum alloy with a wall thickness of 0.090". A weatherproof ballast assembly isolates the ballast from water and heat for longer life. All non-ferrous fasteners prevent corrosion and ensure longer life.

FINISH Thermoset polyester powdercoat is electrostatically applied after a five-stage conversion cleaning process and bonded by heat fusion thermosetting. Laboratory tested for superior weatherability and fade resistance in accordance with ASTM B-117-64 and ANSI/ASTM G53-77 specifications. Contact the factory for larger projects that require a custom color.

OPTICAL ASSEMBLY Type V: Specular hammertone aluminum internal cone. Optically designed, highly polished ALZAK® aluminum, internal louver assembly. Optically designed, white powder-coated aluminum, internal louver assembly. 8" square, 0.1875" thick U.V. stabilized, clear polycarbonate lens.

LAMPING Pulse start metal halide and high pressure sodium Medium base: E17, 28W compact fluorescent (GX32D-3).

ELECTRICAL ASSEMBLY Key-slotted ballast assembly is mounted to an aluminum plate, which is mounted inside the base. Quick disconnects for easy installation and removal. 4kv rated medium base porcelain socket. Nickel-plated screw shell with center contact. 28W Fluorescent socket is a GX32D-3.

BALLAST All HID ballasts are core and coil and regulated with power factors over 90% (HPF). Ballast provides +/- 5% lamp power regulation with +/- 10% input voltage regulation. Ballasts are factory pre-wired and tested. Pulse start metal halide ballasts are capable of starting at -20°F or -30°C and high pressure sodium at -40°F or -40°C. NOTE: All ballasts are EISA / Title 20 / Title 24 compliant where applicable. Fluorescent ballast is electronic. Ballast is capable of starting at 0°F or -18°C. Ballast is factory wired and tested.

INSTALLATION & MOUNTING Internal cast aluminum base plate is secured to anchor foundation by four (4) 3/8-16 x 8" galvanized steel bolts and nuts on a 4.75" bolt circle (use factory supplied template). A twist-lock action mates the base plate casting with lower bollard casting, which is welded to the bottom of the bollard extrusion. Base of bollard can be leveled with over and under nut. One set screw is used to secure the bollard to the base plate.

WARRANTY Mechanical, finish and electrical shall be covered by a limited 1-year warranty. See terms and conditions for details.

CERTIFICATION UL Listed to U.S. and Canadian safety standards for wet locations.



Some luminaires use fluorescent or high intensity discharge (HID) lamps that contain small amounts of mercury. Such lamps are labeled 'Contain Mercury' and/or with the symbol 'Hg'. Lamps that contain mercury must be disposed of in accordance with local requirements. Information regarding lamp recycle and disposal can be found at www.lamprecycle.org.

PROJECT
FIXTURE TYPE
CATALOG#

Quality Lighting
 1611 Clovis R. Barker Rd.
 San Marcos, Texas 78666
 Toll Free Phone (800) 545-1326 • FAX (866) 713-6002
 www.qualitylighting.com
 e-mail: Quality.Info@Philips.com

PBSX8

ORDERING EXAMPLE PBSX8P-50-5-120-BLK

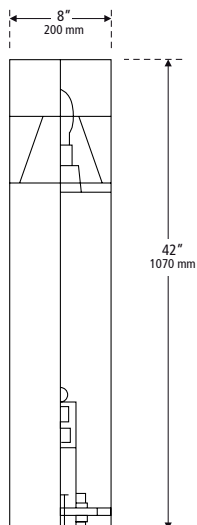
ORDERING INFORMATION

SERIES /SIZE/ SOURCE-WATTAGE	DISTRIBUTION	VOLTAGE	FINISH
PBSX8P-50 Pulse Start Metal Halide	V ¹	120	BLK
PBSX8P-70	LW	208	DB
PBSX8P-100 (E)	LS	240	GR
PBSX8S-50 High Pressure Sodium		277	RAL
PBSX8S-70		347	
PBSX8S-100			
PBSX8CF-28 ¹ Compact Fluorescent			

SERIES /SIZE/ SOURCE-WATTAGE	DISTRIBUTION	VOLTAGE	FINISH
Pulse Start Metal Halide	<input type="checkbox"/> V ¹ Variform Reflector Not Available with CF units	<input type="checkbox"/> 120	<input type="checkbox"/> BLK Black
<input type="checkbox"/> PBSX8P-50 (E17)	<input type="checkbox"/> LW White Louvers	<input type="checkbox"/> 208	<input type="checkbox"/> DB Dark Bronze
<input type="checkbox"/> PBSX8P-70 (E17) (E)	<input type="checkbox"/> LS Specular Louvers	<input type="checkbox"/> 240	<input type="checkbox"/> GR Gray
<input type="checkbox"/> PBSX8P-100 (E17)		<input type="checkbox"/> 277	<input type="checkbox"/> RAL(*) Custom Color Consult factory
High Pressure Sodium		<input type="checkbox"/> 347	
<input type="checkbox"/> PBSX8S-50 (E17)			
<input type="checkbox"/> PBSX8S-70 (E17)			
<input type="checkbox"/> PBSX8S-100 (E17)			
Compact Fluorescent			
<input type="checkbox"/> PBSX8CF-28 ¹ (CFL) 120V Only.			

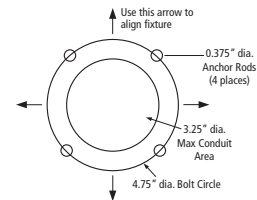
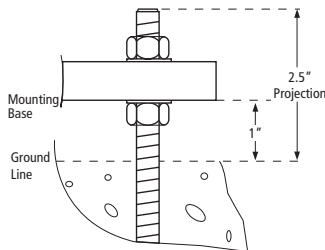
1) Variform Reflector (V) not available for CF units.

DIMENSIONS



MOUNTING TEMPLATE

Not to scale.
 Consult factory for full size template.



Curb, House, Path

